

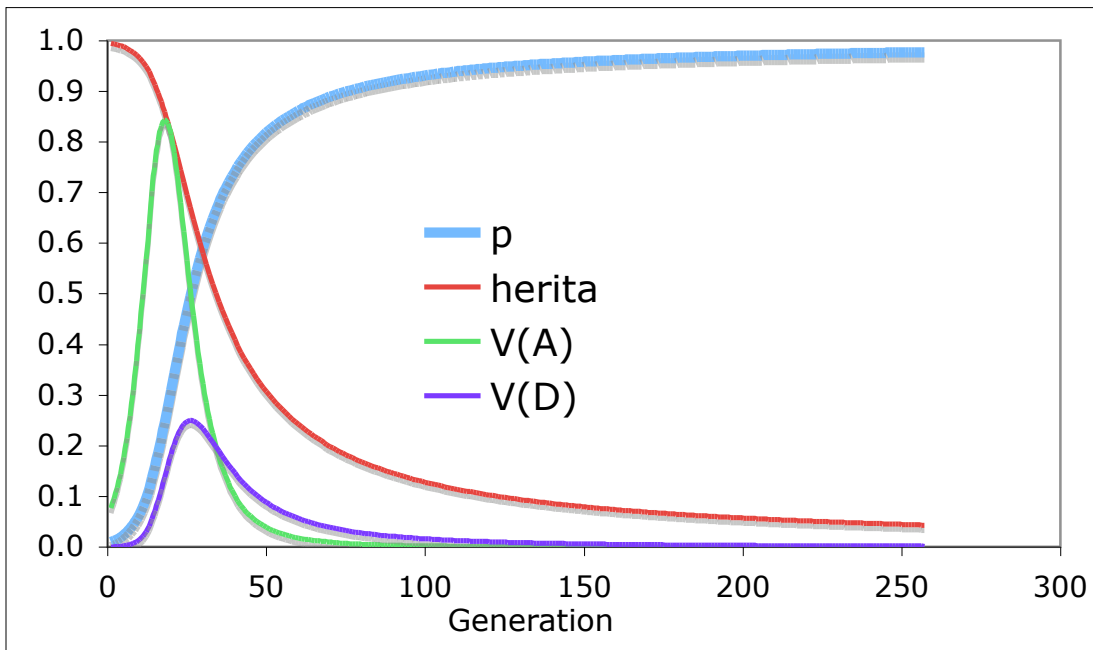
Curt Lively

dominant allele favored: $d=1$

```

                                pheno
W11      1      1                                1
W12      1      1 - hs                          1
W22      0.8    1 - s                          -1
s        0.2 <-- selection coefficient
h        0 <--equal to (1 - d/a)/2

a        1 <--Best to leave at 1
d        1 <--change to scale dominance
  
```

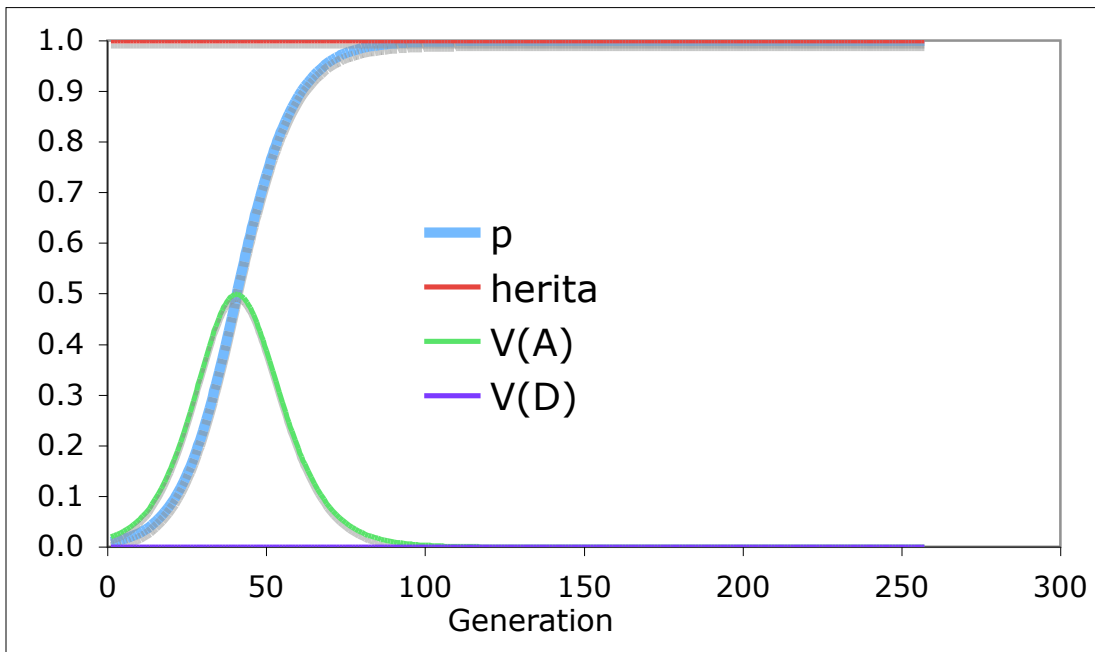


gen	p	q	Wbar	pt+1	V(A)	V(D)
1	0.010	0.990	0.804	0.012	0.0776239	0.00039204
2	0.012	0.988	0.805	0.015	0.0958380	0.00060353
3	0.015	0.985	0.806	0.019	0.1179748	0.00092579
4	0.019	0.981	0.808	0.024	0.1446957	0.00141388
5	0.024	0.976	0.809	0.029	0.1766779	0.0021477
6	0.029	0.971	0.812	0.036	0.2145595	0.00324101
7	0.036	0.964	0.814	0.044	0.2588549	0.00485206
8	0.044	0.956	0.817	0.054	0.3098381	0.00719464
9	0.054	0.946	0.821	0.066	0.3673932	0.01054686
10	0.066	0.934	0.826	0.080	0.4308457	0.01525346
11	0.080	0.920	0.831	0.096	0.4988003	0.02171514
12	0.096	0.904	0.837	0.115	0.5690305	0.03035786
13	0.115	0.885	0.843	0.137	0.6384766	0.0415764
14	0.137	0.863	0.851	0.161	0.7034095	0.05565268
15	0.161	0.839	0.859	0.187	0.7597852	0.07265964
16	0.187	0.813	0.868	0.215	0.8037622	0.09237377
17	0.215	0.785	0.877	0.246	0.8322832	0.11422737

Curt Lively

codominance: $d=0$

			pheno	
W11	1	1		1
W12	0.9	$1 - hs$		0
W22	0.8	$1 - s$		-1
s	0.2	<-- selection coefficient		
h	0.5	<--equal to $(1 - d/a)/2$		
a	1	<--Best to leave at 1		
d	0	<--change to scale dominance		



gen	p	q	Wbar	pt+1	V(A)	V(D)
1	0.010	0.990	0.802	0.011	0.0198000	0
2	0.011	0.989	0.802	0.013	0.0222164	0
3	0.013	0.987	0.803	0.014	0.0249196	0
4	0.014	0.986	0.803	0.016	0.0279416	0
5	0.016	0.984	0.803	0.018	0.0313173	0
6	0.018	0.982	0.804	0.020	0.0350847	0
7	0.020	0.980	0.804	0.022	0.0392853	0
8	0.022	0.978	0.804	0.025	0.0439637	0
9	0.025	0.975	0.805	0.028	0.0491677	0
10	0.028	0.972	0.806	0.032	0.0549484	0
11	0.032	0.968	0.806	0.035	0.0613599	0
12	0.035	0.965	0.807	0.040	0.0684584	0
13	0.040	0.960	0.808	0.044	0.0763024	0
14	0.044	0.956	0.809	0.050	0.0849514	0
15	0.050	0.950	0.810	0.056	0.0944648	0
16	0.056	0.944	0.811	0.062	0.1049006	0
17	0.062	0.938	0.812	0.069	0.1163135	0

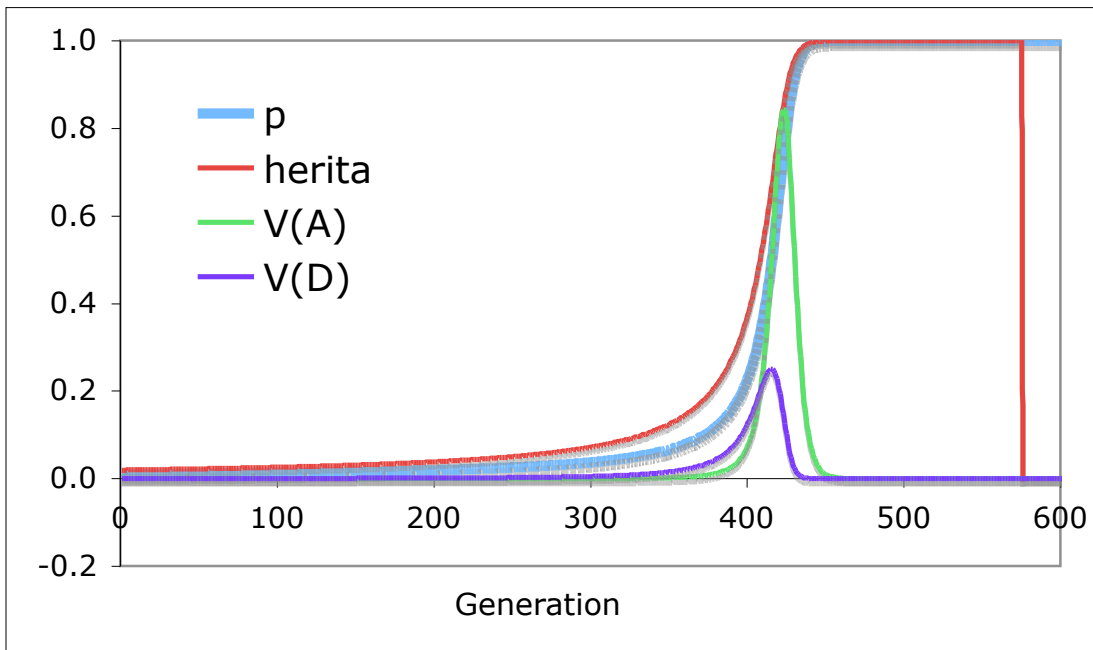
Curt Lively

recessive: $d = -1$

```

                                pheno
W11      1      1                                1
W12      0.8    1 - hs                          -1
W22      0.8    1 - s                          -1
s        0.2 <-- selection coefficient
h        1 <--equal to (1 - d/a)/2

a        1 <--Best to leave at 1
d        -1 <--change to scale dominance
    
```



gen	p	q	Wbar	pt+1	V(A)	V(D)
1	0.010	0.990	0.800	0.010	0.0000079	0.00039204
2	0.010	0.990	0.800	0.010	0.0000080	0.00039396
3	0.010	0.990	0.800	0.010	0.0000080	0.0003959
4	0.010	0.990	0.800	0.010	0.0000081	0.00039785
5	0.010	0.990	0.800	0.010	0.0000082	0.00039982
6	0.010	0.990	0.800	0.010	0.0000082	0.0004018
7	0.010	0.990	0.800	0.010	0.0000083	0.00040379
8	0.010	0.990	0.800	0.010	0.0000083	0.0004058
9	0.010	0.990	0.800	0.010	0.0000084	0.00040783
10	0.010	0.990	0.800	0.010	0.0000085	0.00040987
11	0.010	0.990	0.800	0.010	0.0000085	0.00041193
12	0.010	0.990	0.800	0.010	0.0000086	0.000414
13	0.010	0.990	0.800	0.010	0.0000087	0.00041608
14	0.010	0.990	0.800	0.010	0.0000087	0.00041818
15	0.010	0.990	0.800	0.010	0.0000088	0.0004203
16	0.010	0.990	0.800	0.010	0.0000089	0.00042244
17	0.010	0.990	0.800	0.010	0.0000089	0.00042459