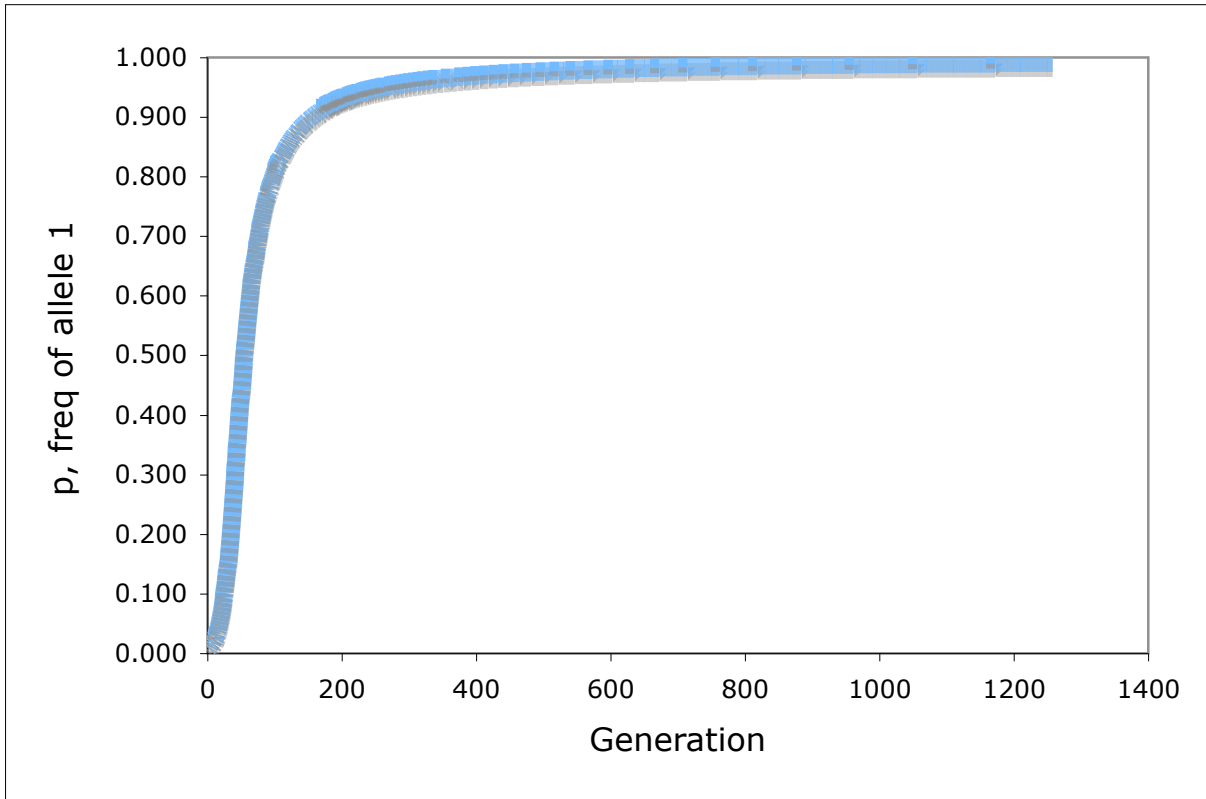
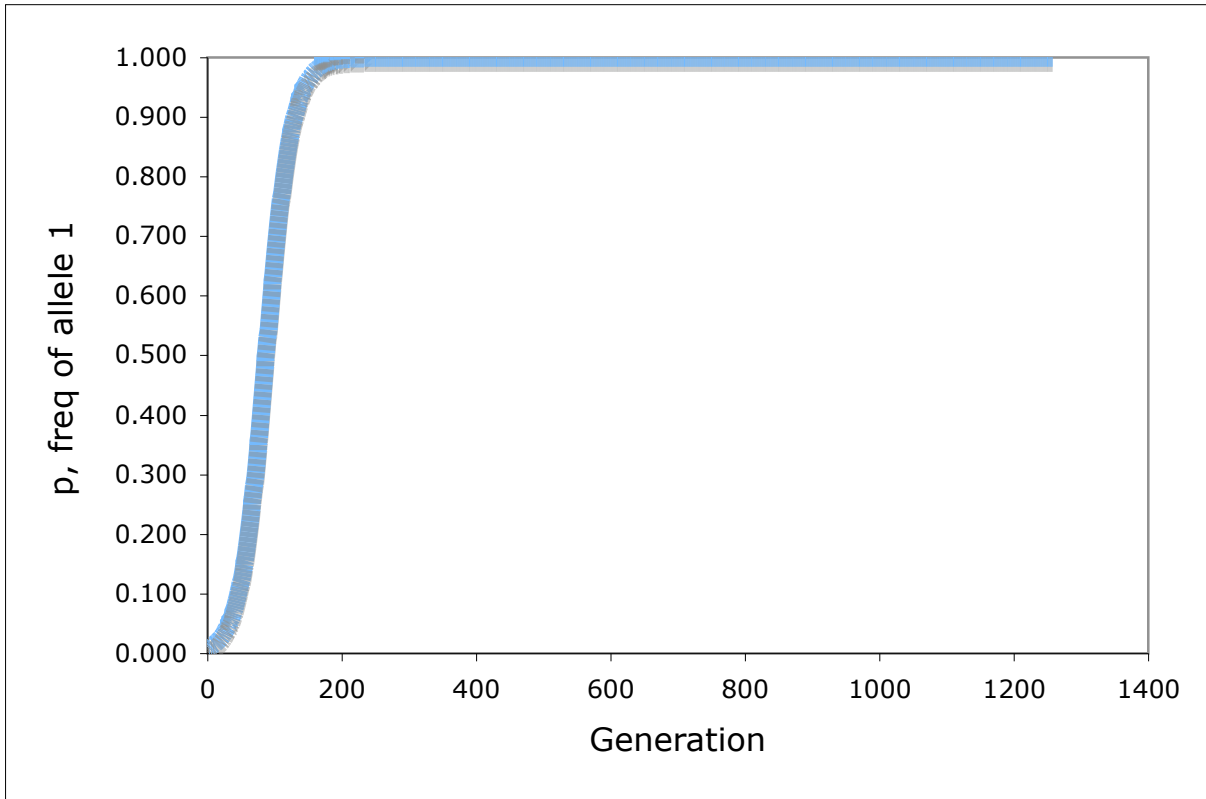


W11	1	1	Curt Lively
W12	1	1 - hs	Dominant allele favored
W22	0.9	1 - s	h=0
s	0.1		
h	0		



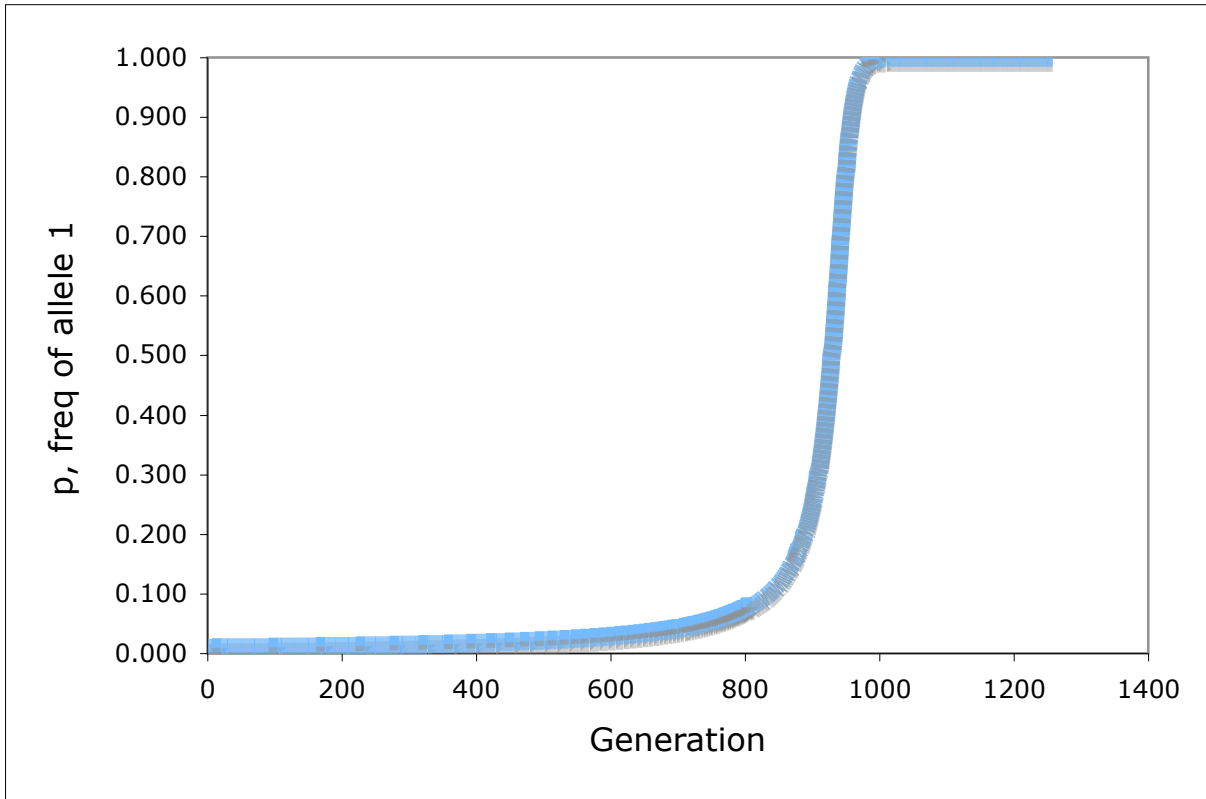
gen	p	q	Wbar	pt+1
1	0.010	0.990	0.902	0.011
2	0.011	0.989	0.902	0.012
3	0.012	0.988	0.902	0.014
4	0.014	0.986	0.903	0.015
5	0.015	0.985	0.903	0.017
6	0.017	0.983	0.903	0.018
7	0.018	0.982	0.904	0.020
8	0.020	0.980	0.904	0.023
9	0.023	0.977	0.904	0.025
10	0.025	0.975	0.905	0.028
11	0.028	0.972	0.905	0.031
12	0.031	0.969	0.906	0.034
13	0.034	0.966	0.907	0.037
14	0.037	0.963	0.907	0.041
15	0.041	0.959	0.908	0.045
16	0.045	0.955	0.909	0.050
17	0.050	0.950	0.910	0.055
18	0.055	0.945	0.911	0.060

W11	1	1	Curt Lively
W12	0.95	1 - hs	Codominance
W22	0.9	1 - s	h = 1/2
s	0.1		
h	0.5		



gen	p	q	Wbar	pt+1
1	0.010	0.990	0.901	0.011
2	0.011	0.989	0.901	0.011
3	0.011	0.989	0.901	0.012
4	0.012	0.988	0.901	0.012
5	0.012	0.988	0.901	0.013
6	0.013	0.987	0.901	0.014
7	0.014	0.986	0.901	0.015
8	0.015	0.985	0.901	0.015
9	0.015	0.985	0.902	0.016
10	0.016	0.984	0.902	0.017
11	0.017	0.983	0.902	0.018
12	0.018	0.982	0.902	0.019
13	0.019	0.981	0.902	0.020
14	0.020	0.980	0.902	0.021
15	0.021	0.979	0.902	0.022
16	0.022	0.978	0.902	0.023
17	0.023	0.977	0.902	0.025
18	0.025	0.975	0.902	0.026

W11	1	1	Curt Lively
W12	0.9	1 - hs	recessive allele favored
W22	0.9	1 - s	h= 1
s	0.1		
h	1		



gen	p	q	Wbar	pt+1
1	0.010	0.990	0.900	0.010
2	0.010	0.990	0.900	0.010
3	0.010	0.990	0.900	0.010
4	0.010	0.990	0.900	0.010
5	0.010	0.990	0.900	0.010
6	0.010	0.990	0.900	0.010
7	0.010	0.990	0.900	0.010
8	0.010	0.990	0.900	0.010
9	0.010	0.990	0.900	0.010
10	0.010	0.990	0.900	0.010
11	0.010	0.990	0.900	0.010
12	0.010	0.990	0.900	0.010
13	0.010	0.990	0.900	0.010
14	0.010	0.990	0.900	0.010
15	0.010	0.990	0.900	0.010
16	0.010	0.990	0.900	0.010
17	0.010	0.990	0.900	0.010
18	0.010	0.990	0.900	0.010