

INTRODUCTION

The following document presents the PRAXIS results of teacher education candidates at Indiana University –Indianapolis (IUPUI). This information will provide a quick comparison of IUPUI students to the national norm. From this data, faculty and administrators can determine the degree of competency of current and exiting teacher education candidates.

INSTRUMENT

The Praxis Series: Professional Assessments for Beginning Teachers® is a set of rigorous and carefully validated assessments that provides accurate, reliable information for use by state education agencies in making licensing decisions. Colleges and universities also use the basic academic skills assessments to qualify individuals for entry into teacher education programs. The three categories of assessments in The Praxis Series correspond to the three milestones in teacher development:

- Entering a teacher training program
Praxis I: Academic Skills Assessments
- Licensure for entering the profession
Praxis II: Subject Assessments
- The first year of teaching
Praxis III: Classroom Performance Assessments

The Teacher Education program at Indiana University-Indianapolis administers only PRAXIS I and PRAXIS II.

PRAXIS I: Academic Skills Assessments are taken early in a candidate's career to measure reading, writing and mathematic skills. Two formats are available to examinees, each measuring the same skills: paper and pencil and computer-based methods. The paper and pencil exam in Reading and Mathematics are each one-hour multiple choice tests. The Writing test includes a 30-minute multiple-choice and a 30-minute essay section. The computer-based test (CBT) covers the same material but is tailored to each candidate's performance level. They also offer a wider range of question types, provide immediate scores in reading and mathematics and are available on demand throughout the year by appointment, eliminating the need to register in advance.

PRAXIS II: Subject Assessments measure a candidate's knowledge of the subject(s) in which they are seeking certification. These tests are only offered in the paper and pencil format.

METHOD

The following data is in bar graph format. Information is limited to the percentage of students who passed each exam. Results are presented across four years of testing (1997-2001), comparing the scores of IUPUI students to all those who took the exams throughout the nation. Notes are provided to explain missing information. The results of the Reading, Writing and Mathematic basic skills can be compared between testing formats (paper and pencil versus CBT). The results of each subject area are also provided.

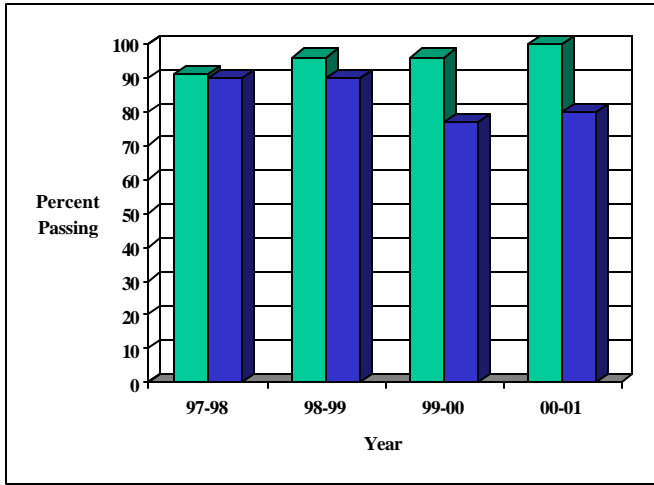
RESULTS

Several conclusions can be drawn from the following data:

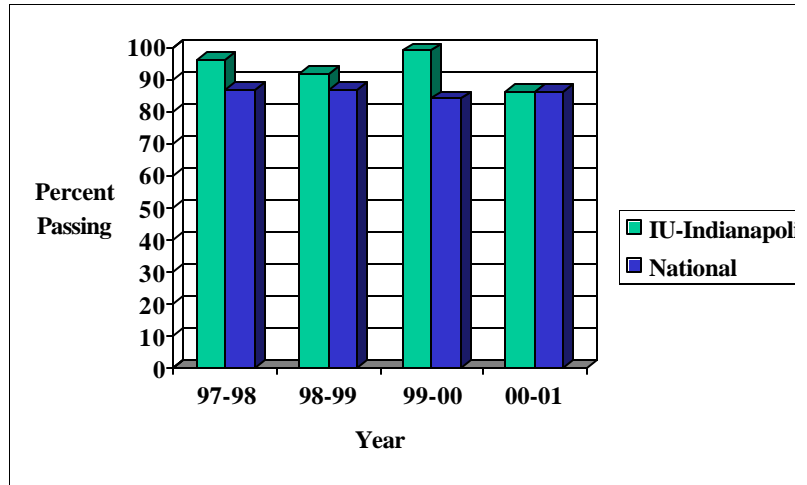
- Teacher Education candidates at Indiana University - Indianapolis routinely achieve higher passing rates on both basic skills and subject area testing than the national average.
- An overwhelming majority of IUPUI candidates pass their subject area exams.
- Candidates perform significantly higher on the CBT format of the basic Reading skills test compared to the pencil and paper format.

Basic Skills

PPST Writing



Paper & Pencil Test

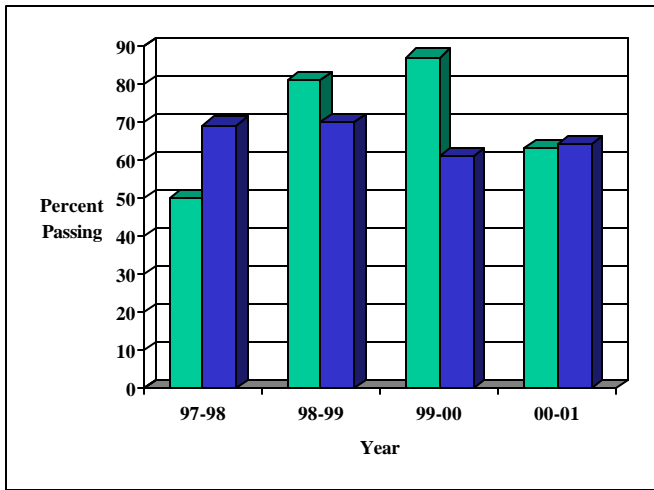


Computer-Based Test (CBT)

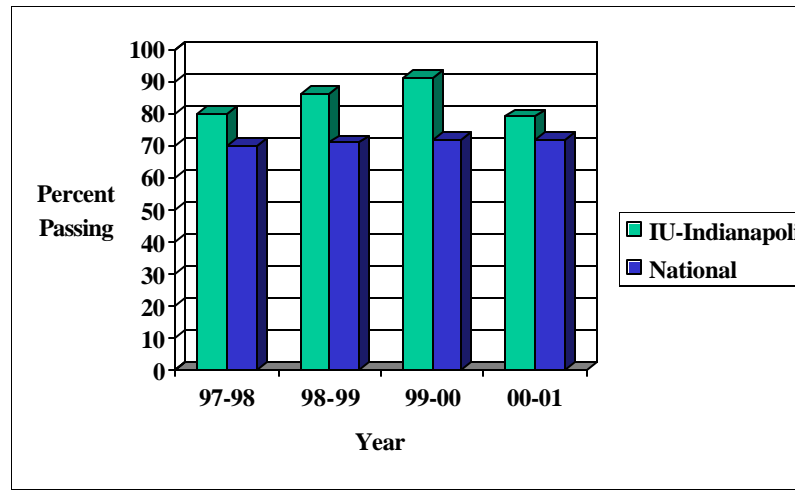
	Exam Year	Number of Examinees
Paper & Pencil Test	97-98	77
	98-99	45
	99-00	67
	00-01	85
Computer-Based Test	97-98	123
	98-99	260
	99-00	154
	00-01	311

Basic Skills

PPST Mathematics



Paper & Pencil Test

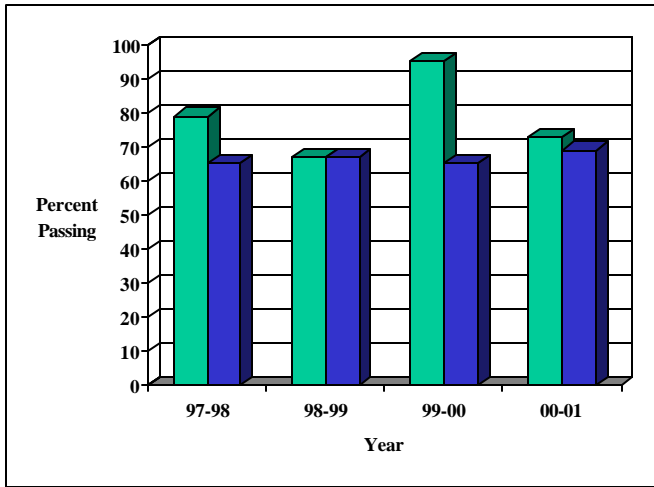


Computer-Based Test (CBT)

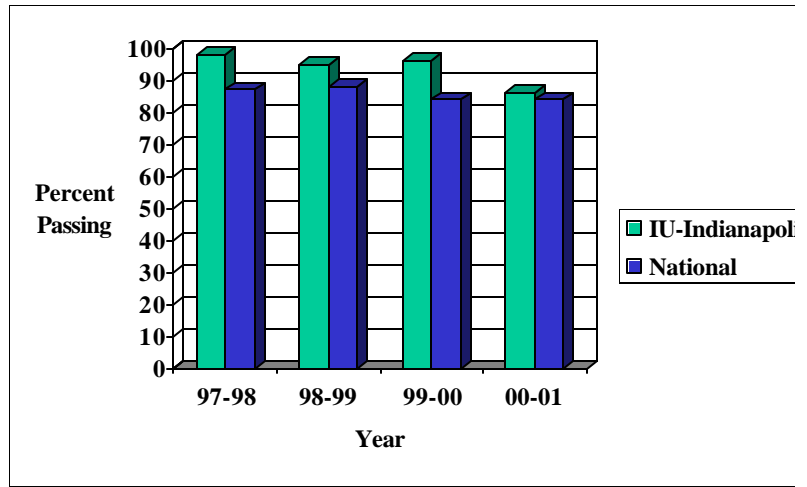
	Exam Year	Number of Examinees
Paper & Pencil Test	97-98	70
	98-99	47
	99-00	63
	00-01	108
Computer-Based Test	97-98	116
	98-99	265
	99-00	156
	00-01	360

Basic Skills

PPST Reading



Paper & Pencil Test

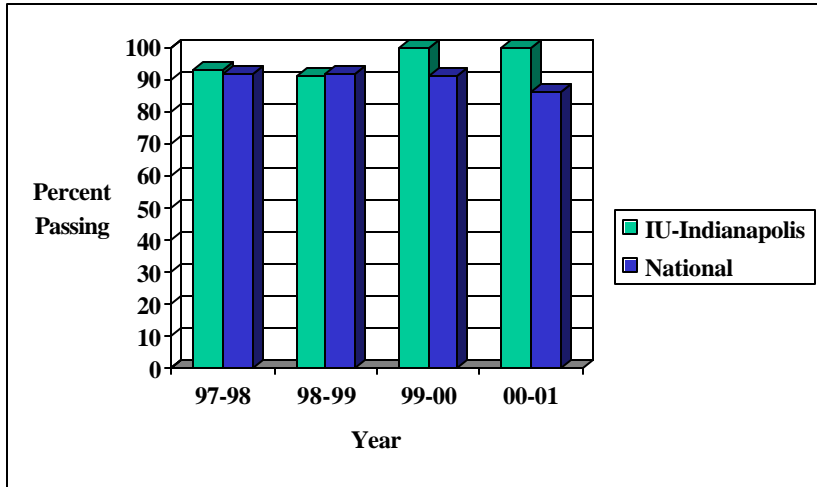


Computer-Based Test (CBT)

	Exam Year	Number of Examinees
Paper & Pencil Test	97-98	75
	98-99	48
	99-00	61
	00-01	89
Computer-Based Test	97-98	122
	98-99	95
	99-00	160
	00-01	335

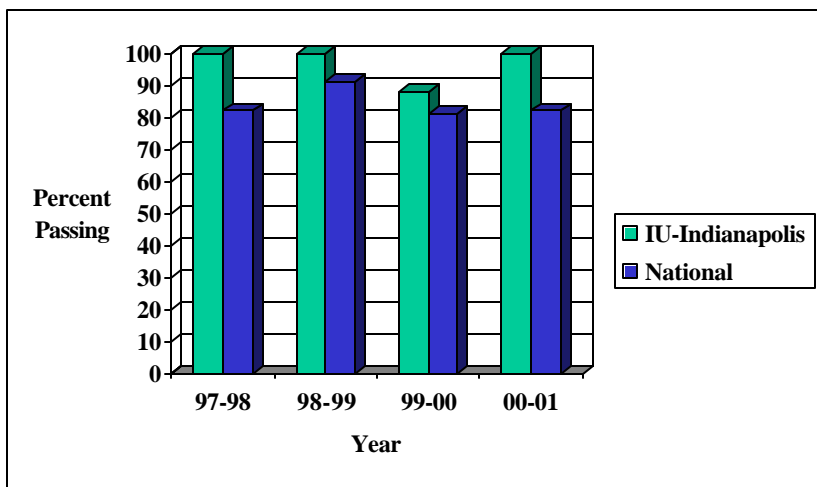
Subject Areas

Art Education



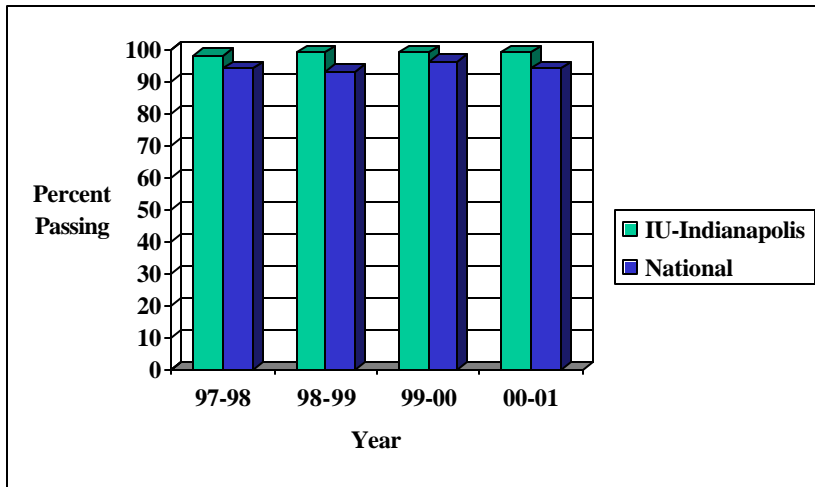
Exam Year	Number of Examinees
97-98	15
98-99	11
99-00	13
00-01	10

Physical Education



Exam Year	Number of Examinees
97-98	14
98-99	14
99-00	17
00-01	14

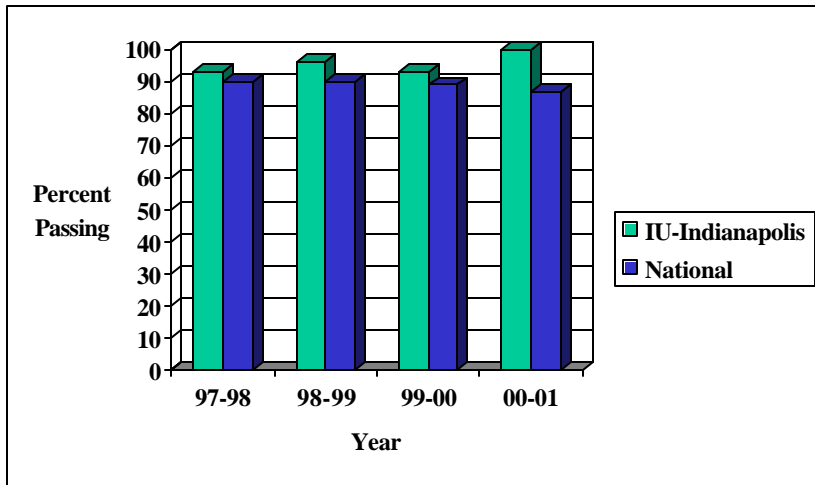
Education in the Elementary School



Exam Year	Number of Examinees
97-98	163
98-99	141
99-00	28/79
00-01	168

State required test changed in 99-00 Combined data reported

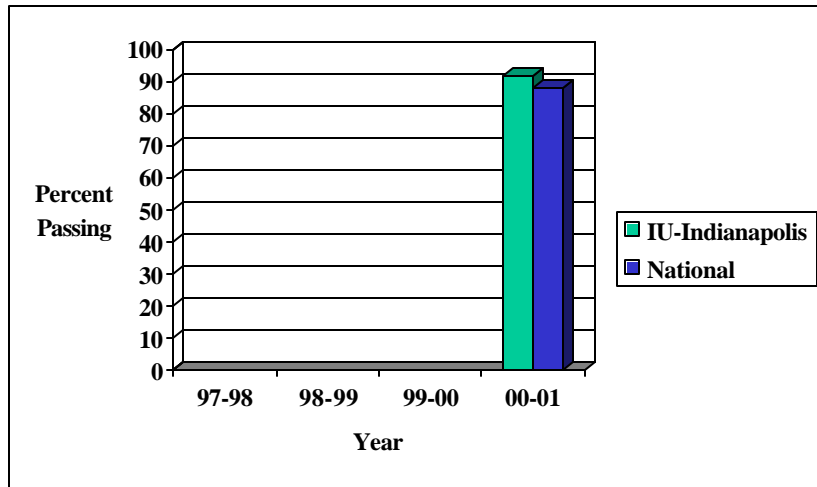
English Language, Literature & Composition



Exam Year	Number of Examinees
97-98	45
98-99	27
99-00	4/27
00-01	28

State required Test changed in 99-00 Combined data reported

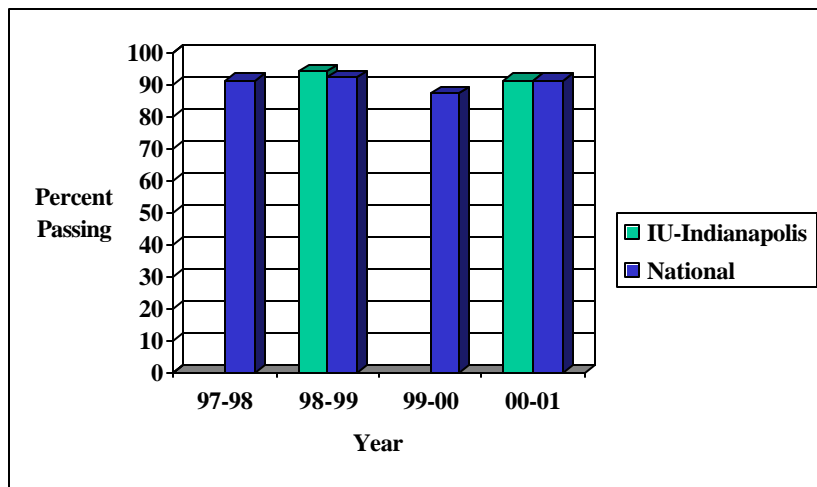
Social Studies Education



Exam Year	Number of Examinees
00-01	26

Test not required prior to 200-2001 academic year

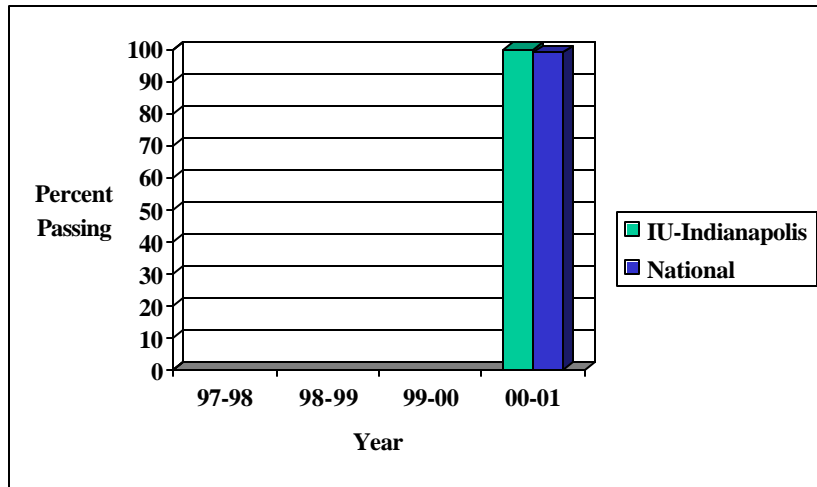
Biology Education



Exam Year	Number of Examinees
97-98	3
98-99	16
99-00	6
00-01	11

Scores not reported for tests with an n<10

Reading Specialist



Exam Year	Number of Examinees
00-01	21

Test required for elementary majors after July 2002