

  
**FYIU**

**Number (07-4)  
Supplemental Report**

# **IU Bloomington Cross-Applicants**

**University Planning, Institutional Research, and Accountability  
November 15, 2007**

This supplemental report focuses on current trends in cross-applications at IU Bloomington. Cross-applicants are those individuals who apply to more than one IU campus for a given academic semester. This report covers applications for admission to the fall semester of academic years 2002-03 through 2007-08. In this report, applicants are limited to state residents who apply for admission to IU as first-time students (a.k.a. “beginners”). The information presented in this report is not meant for official reporting purposes and it may vary from information presented in official reports provided by the office of University Reporting and Research.

## IU Bloomington†

IUB’s cross-applicants are on the rise, both in number and as a share of all resident beginner applicants.

Between 2002 and 2007, the number of state residents who applied for admission as first-time students at IUB increased by 19%, from 9,579 to 11,387 (See Figure IUB1). As a subset of this group, the number who applied to IUB and one or more other campuses (i.e., cross-applicants) increased by 70%, from 1,326 in 2002 to 2,255 in 2007. As a result of growth in the number of cross-applicants outpacing growth in the number of total applicants, the representation of cross-applicants as a share of all resident beginner applicants increased from 14% in 2002 to 20% in 2007.

IUB’s cross-applicants are different from single campus applicants with regard to several background characteristics.

Students from underrepresented racial/ethnic groups (i.e., African American, American Indian, and Hispanic) make up a larger percentage of cross-applicants (14%) than of single campus applicants (7%; see Figure IUB2). First-generation students also represent a significantly larger percentage of cross-applicants (36%) as compared to their share among single campus applicants (17%). Males, who are in the minority among single campus applicants (45%), are further under-represented among cross-applicants (40%). All of these differences are statistically significant.

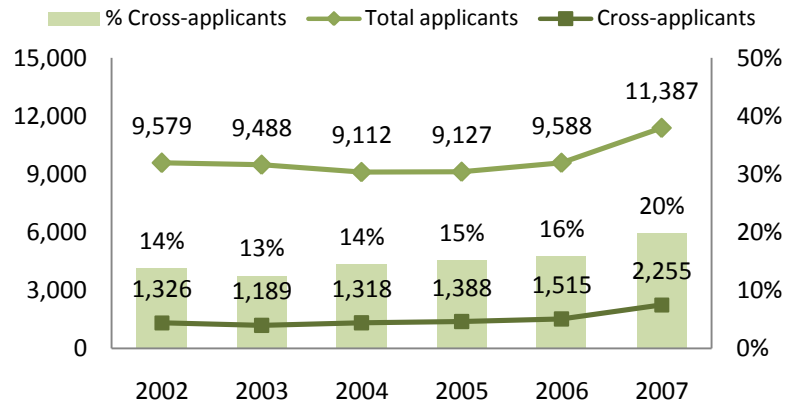
IUB’s cross-applicants are not as well prepared academically as single campus applicants.

The average SAT composite score (or ACT equivalent) among cross-applicants is over 100 points lower than the average score among single campus applicants. Cross-applicants also ranked lower within their high school classes than single campus applicants, as evidenced by a 15 point difference in the average high school percentile rank between these students and single campus applicants. Both of these differences are statistically significant.

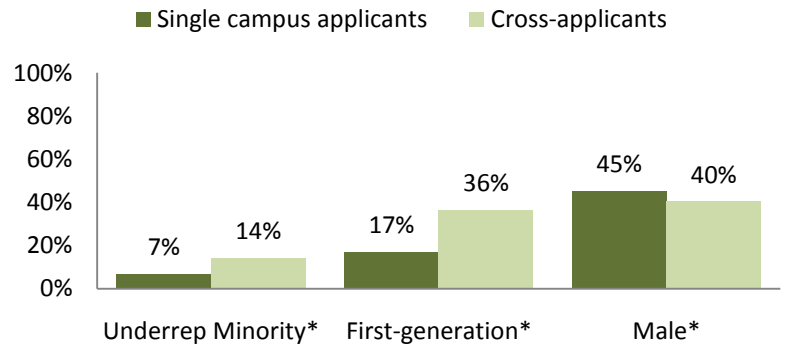
† Applicants are limited to state residents who apply for admission to IU as first-time students (a.k.a. “beginners”).

\* Represents a statistically significant difference on the measure between single campus applicants and cross-applicants.

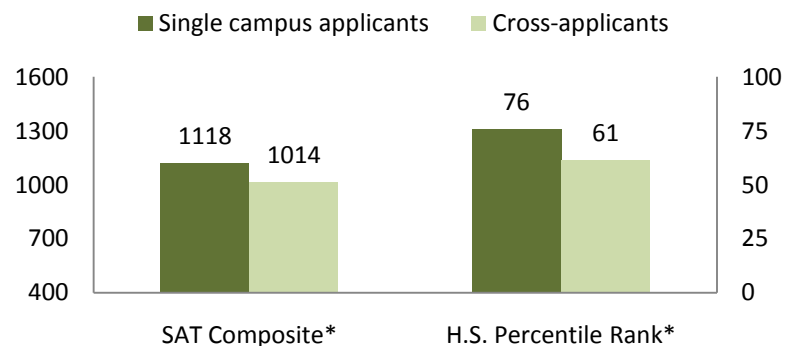
**Figure IUB1.**  
**Count and % of Resident Beginner Cross-applicants**



**Figure IUB2.**  
**Student Characteristics of Resident Beginner Cross-applicants (6-yr Aggregate)**



**Figure IUB3.**  
**Academic Preparation of Resident Beginner Cross-applicants (6-yr Aggregate)**



## IU Bloomington<sup>†</sup> (continued)

At IUB, cross-applicants are admitted and enroll at lower rates than single campus applicants.

Between 2002 and 2007, the overall admission rate for state residents who applied for admission as first-time students to IUB was 79%, and the enrollment yield was 53% (See Table IUB1). As a subset of these applicants, single campus applicants had an admission rate and enrollment yield that were higher (at 84% and 56%, respectively) than the average, whereas the admission rate and enrollment yield of cross-applicants were lower (at 53% and 30%, respectively) than the average.

The admission rate and enrollment yield of IUB's cross-applicants are higher at other IU campuses than at IUB.

IUPUI, which received applications from the greatest number of IUB cross-applicants, had the lowest admission rate (79%) and enrollment yield (41%) among the other campuses that received applications from IUB cross-applicants (See Table IUB2). The other campuses admitted 85% or more of IUB's cross-applicants, and over one-half of these admits subsequently enrolled at one of these campuses. IUPUC had the highest admission rate and enrollment yield (at 96% and 67%, respectively) among the other campuses that received applications from IUB cross-applicants.

Many IUB cross-applicants are admitted to and enroll at an IU campus.

Although only 53% of IUB's cross-applicants were admitted to IUB, 86% of these cross-applicants were admitted to at least one IU campus (See Table IUB3). Whereas 30% of IUB's admitted cross-applicants enrolled at IUB, 66% of IUB cross-applicants who were admitted to at least one IU campus matriculated to an IU campus.

**Table IUB1.**  
**Admission Rate and Enrollment Yield of Resident Beginner Cross-applicants (6-yr Aggregate)**

	Applied	Admit Rate	Enroll Yield*
Total applicants	58,281	79%	53%
Single campus applicants	49,290	84%	56%
Cross-applicants	8,991	53%	30%

\* Enrollment yield is the percentage of admitted students who enroll.

**Table IUB2.**  
**Admission Rate and Enrollment Yield of IUB Resident Beginner Cross-applicants at IU Campuses (6-yr Aggregate)**

	Applied	Admit Rate	Enroll Yield*
IUPUI	6,514	79%	41%
IUPUC	242	96%	67%
IUE	136	91%	60%
IUK	252	90%	53%
IUN	807	85%	60%
IUSB	828	95%	64%
IUS	637	94%	60%

\* Enrollment yield is the percentage of admitted students who enroll.

**Table IUB3.**  
**IUB Resident Beginner Cross-applicant Admission Rate and Enrollment Yield at Any IU Campus (6-yr Aggregate)**

	Count	Percent
Admitted to at least 1 IU campus	7,770	86%
Matriculated to at least 1 IU campus	5,109	66%

<sup>†</sup> Applicants are limited to state residents who apply for admission to IU as first-time students (a.k.a. "beginners").

## IU Bloomington<sup>†</sup> (continued)

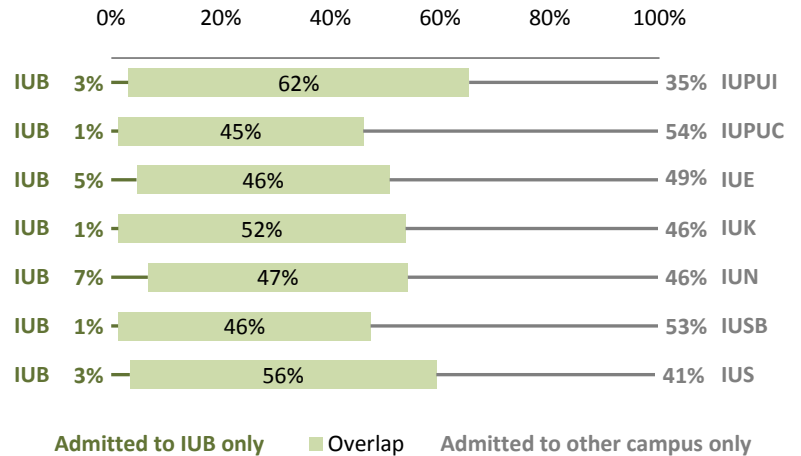
There is considerable overlap in the number of cross-applicants admitted to IUB and other IU campuses.

Overlap in the admitted student pools for state residents who applied for admission as first-time students to IUB and to one or more other campuses is as high as 62% between IUB and IUPUI, and it is as low as 45% between IUB and IUPUC (See Figure IUB4). As suggested by the admission rates provided in Table IUB2, the other campuses admitted a large share of these cross-applicants who were likely denied admission to IUB. This share of cross-applicants who were admitted only to another IU campus is as high as 54% for IUPUC and as low as 35% for IUPUI (See Figure IUB4). A small percentage of admitted cross-applicants were admitted only to IUB, and this figure ranges from 1% to 7%.

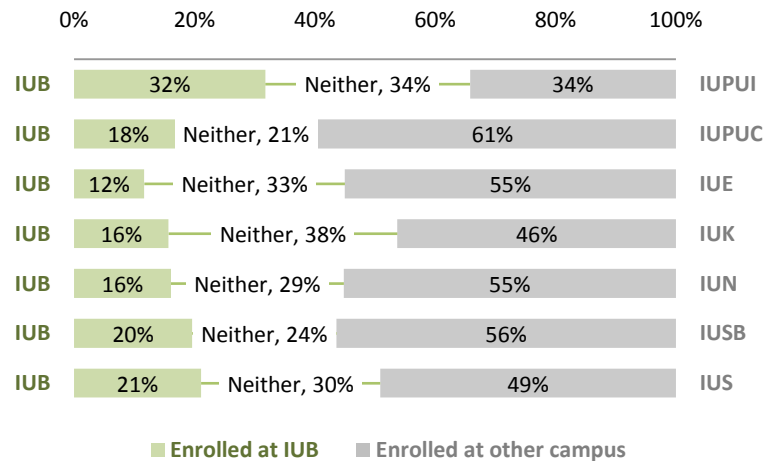
Fewer cross-applicants who are admitted to IUB and at least one other IU campus enroll at IUB.

IUB enrolled 32% of its cross-applicants who were also admitted to IUPUI (See Figure IUB5). IUB's enrollment share among these cross-admits is slightly lower than that of IUPUI (34%) and it is also slightly lower than the share of students who did not matriculate to either campus (34%). Among those cross-applicants admitted to IUB and one of the regional campuses (or IUPUC), many (ranging from 46% to 61%) selected the other campus over IUB. IUB enrolled only as much as 21% and as little as 12% of all cross-applicants admitted to IUB and one of the regional campuses. Also worth noting is that anywhere between 21% and 38% of cross-applicants who were admitted to IUB and another regional campus (or IUPUC) did not enroll at either campus.

**Figure IUB4.**  
Admitted Student Overlap of Resident Beginner Cross-Applicants (6-yr Aggregate)



**Figure IUB5.**  
Enrollment among Resident Beginner Cross-admits (6-yr Aggregate)



<sup>†</sup> Applicants are limited to state residents who apply for admission to IU as first-time students (a.k.a. “beginners”).