

  
**FYIU**

**Number (07-4)  
Supplemental Report**

# **IUPUI Cross-Applicants**

**University Planning, Institutional Research, and Accountability  
November 15, 2007**

This supplemental report focuses on current trends in cross-applications at IUPUI. Cross-applicants are those individuals who apply to more than one IU campus for a given academic semester. This report covers applications for admission to the fall semester of academic years 2002-03 through 2007-08. In this report, applicants are limited to state residents who apply for admission to IU as first-time students (a.k.a. “beginners”). The information presented in this report is not meant for official reporting purposes and it may vary from information presented in official reports provided by the office of University Reporting and Research.

# IUPUI†

IUPUI’s cross-applicants are on the rise, both in number and as a share of all resident beginner applicants.

Between 2002 and 2007, the number of state residents who applied for admission as first-time students at IUPUI increased by 36%, from 4,849 to 6,579 (See Figure IUPUI1). As a subset of this group, the number who applied to IUPUI and one or more other campuses (i.e., cross-applicants) increased by 94%, from 1,004 in 2002 to 1,949 in 2007. As a result of growth in the number of cross-applicants outpacing growth in the number of total applicants, the representation of cross-applicants as a share of all resident beginner applicants increased from 21% to 30% between 2002 and 2007.

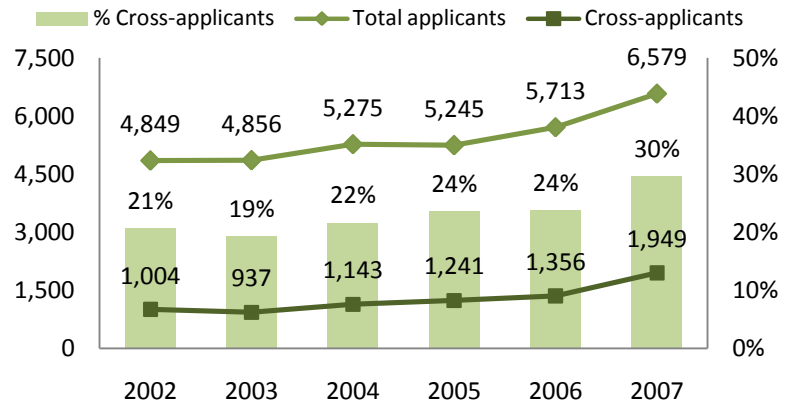
IUPUI’s cross-applicants are different from single campus applicants with regard to several background characteristics.

Students from underrepresented racial/ethnic groups (i.e., African American, American Indian, and Hispanic) make up roughly the same percentage of cross-applicants and single campus applicants (16%; see Figure IUPUI2). First-generation students, however, represent a significantly smaller percentage of cross-applicants (38%) as compared to their share among single campus applicants (42%). Males, who are in the minority among single campus applicants (41%), are further underrepresented among cross-applicants (37%). These differences by first-generation status and gender are statistically significant.

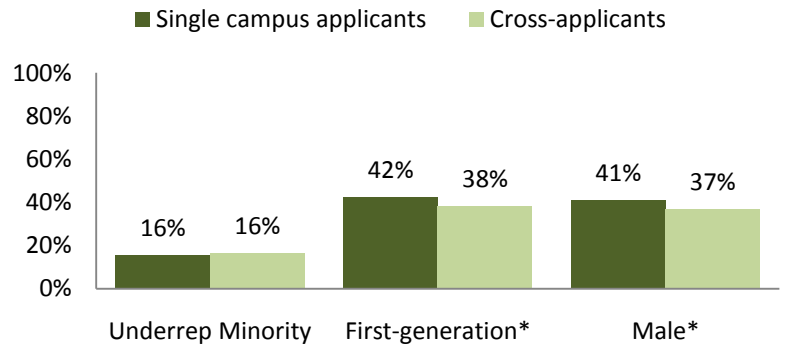
IUPUI’s cross-applicants are better prepared academically than single campus applicants.

The average SAT composite score (or ACT equivalent) among cross-applicants is roughly 12 points higher than the average score among single campus applicants (See Figure IUPUI3). Cross-applicants also rank higher within their high school classes than single campus applicants, as evidenced by a 4 point difference in the average high school percentile rank between these students and single campus applicants. Both of these differences are statistically significant.

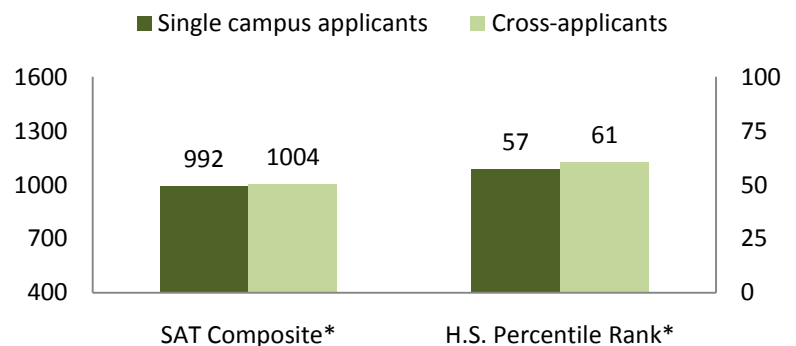
**Figure IUPUI1.**  
Count and % of Resident Beginner Cross-applicants



**Figure IUPUI2.**  
Student Characteristics of Resident Beginner Cross-applicants (6-yr Aggregate)



**Figure IUPUI3.**  
Academic Preparation of Resident Beginner Cross-applicants (6-yr Aggregate)



† Applicants are limited to state residents who apply for admission to IU as first-time students (a.k.a. “beginners”).

\* Represents a statistically significant difference on the measure between single campus applicants and cross-applicants.

## IUPUI<sup>†</sup> (continued)

At IUPUI, cross-applicants are admitted at a higher rate but they enroll at a lower rate than single campus applicants.

Between 2002 and 2007, the overall admission rate for state residents who applied for admission as first-time students to IUPUI was 73%, and the enrollment yield was 58% (See Table IUPUI1). As a subset of these applicants, single campus applicants had an admission rate that was roughly the same as the average and they had an enrollment yield that was higher than the average (at 73% and 65%, respectively). The admission rate and enrollment yield of cross-applicants, however, were different from those of single campus applicants, with the admission rate of cross-applicants (76%) being higher than average and the enrollment yield of this group (38%) being lower than the average.

With few exceptions, the admission rate and enrollment yield of IUPUI's cross-applicants are higher at other IU campuses than at IUPUI.

IUB, which received applications from the greatest number of IUPUI cross-applicants, had a much lower admission rate (53%) and enrollment yield (33%) among these applicants than that for IUPUI (See Table IUPUI2). The admission rate for these cross-applicants at IUN (74%) was only slightly lower than that for IUPUI, yet the enrollment yield for these cross-applicants at IUN (55%) was higher than that for IUPUI. All other campuses that received applications from IUPUI cross-applicants had higher admission rates and enrollment yields than IUPUI.

Many IUPUI cross-applicants are admitted to and enroll at an IU campus.

Although 76% of IUPUI's cross-applicants were admitted to IUPUI, 84% of these cross-applicants were admitted to at least one IU campus (See Table IUPUI3). Whereas 38% of IUPUI's admitted cross-applicants enrolled at IUPUI, 63% of IUPUI cross-applicants who were admitted to at least one IU campus matriculated to an IU campus.

**Table IUPUI1.**  
**Admission Rate and Enrollment Yield of Resident Beginner Cross-applicants (6-yr Aggregate)**

	Applied	Admit Rate	Enroll Yield*
Total applicants	32,517	73%	58%
Single campus applicants	24,887	73%	65%
Cross-applicants	7,630	76%	38%

\* Enrollment yield is the percentage of admitted students who enroll.

**Table IUPUI2.**  
**Admission Rate and Enrollment Yield of IUPUI Resident Beginner Cross-applicants at IU Campuses (6-yr Aggregate)**

	Applied	Admit Rate	Enroll Yield*
IUB	6,514	53%	33%
IUPUC	130	89%	59%
IUE	121	88%	59%
IUK	345	86%	51%
IUN	371	74%	55%
IUSB	417	89%	48%
IUS	160	91%	46%

\* Enrollment yield is the percentage of admitted students who enroll.

**Table IUPUI3.**  
**IUPUI Resident Beginner Cross-applicant Admission Rate and Enrollment Yield at Any IU Campus (6-yr Aggregate)**

	Count	Percent
Admitted to at least 1 IU campus	6,383	84%
Matriculated to at least 1 IU campus	4,047	63%

<sup>†</sup> Applicants are limited to state residents who apply for admission to IU as first-time students (a.k.a. "beginners").

## IUPUI† (continued)

There is considerable overlap in the number of cross-applicants who are admitted to IUPUI and other IU campuses.

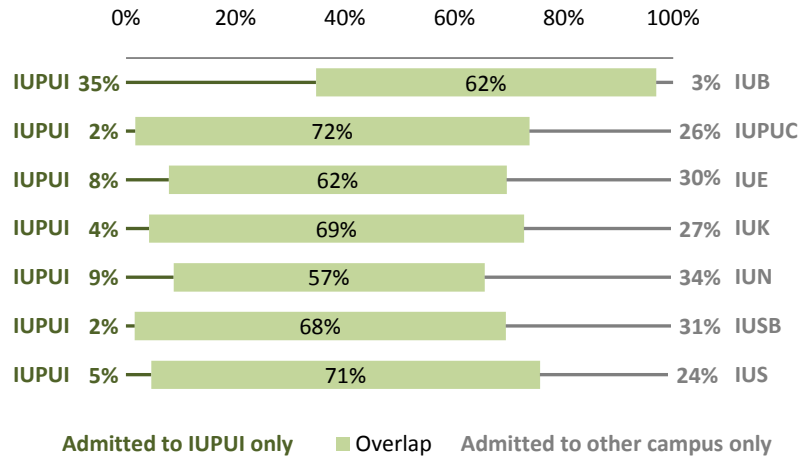
Overlap in the admitted student pools for state residents who applied for admission as first-time students to IUPUI and one or more other campuses is as high as 72% between IUPUI and IUPUC, and it is as low as 57% between IUPUI and IUN (See Figure IUPUI4). As suggested by the admission rates provided in Table IUPUI2, many of the regional campuses (and IUPUC) admitted a large share of these cross-applicants who were likely denied admission to IUPUI. This share of cross-applicants who were admitted only to a regional campus (or IUPUC) is as high as 34% for IUN and is as low as 24% for IUS (See Figure IUPUI4). A small percentage of cross-applicants between IUPUI and the regional campuses (and IUPUC) were admitted only to IUPUI, and this figure ranges from 2% to 9%. Although there is a large amount of overlap between IUPUI and IUB in admitted cross-applicants (62%), 3% of cross-applicants were admitted only to IUB, whereas 35% were admitted only to IUPUI.

With one exception, fewer cross-applicants who are admitted to IUPUI and at least one other IU campus enroll at IUPUI.

IUPUI enrolled 34% of its cross-applicants who were also admitted to IUB (See Figure IUPUI5). Although IUPUI’s enrollment share of these cross-admits is slightly larger than that of IUB (32%), it is roughly equal to the share who did not matriculate to either campus (34%). Among those cross-applicants who were admitted to IUPUI and one of the regional campuses (or IUPUC), a large share (ranging from 41% to 56%) selected the other campus over IUPUI. IUPUI enrolled only as much as 23% and as little as 18% of all cross-applicants who were admitted to IUPUI and one of the regional campuses (or IUPUC). Also worth noting is that anywhere between 23% and 39% of cross-applicants who were admitted to IUPUI and another regional campus (or IUPUC) did not enroll at either campus.

† Applicants are limited to state residents who apply for admission to IU as first-time students (a.k.a. “beginners”).

**Figure IUPUI4.**  
Admitted Student Overlap of Resident Beginner Cross-Applicants (6-yr Aggregate)



**Figure IUPUI5.**  
Enrollment among Resident Beginner Cross-admits (6-yr Aggregate)

